

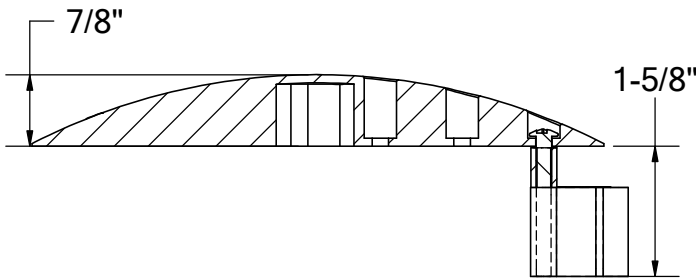

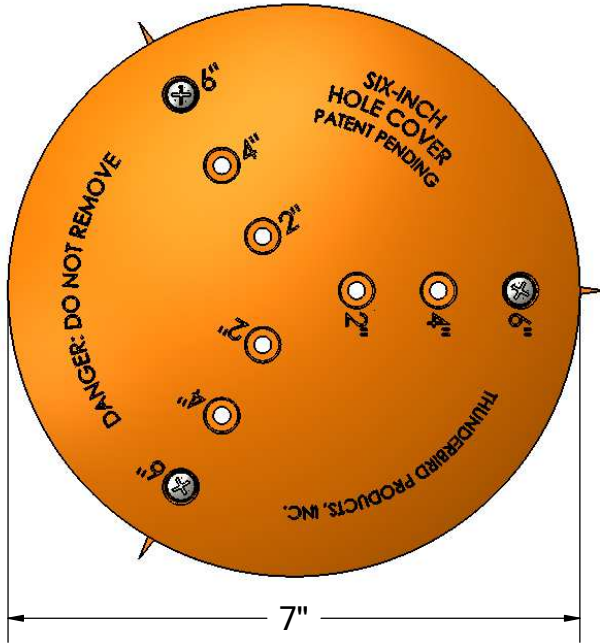


THUNDERBIRD PRODUCTS

1148 N Marshall Ave, El Cajon, CA 92020  
tel: (619) 448-3567  
fax: (619) 448-9072 tbirdusa.com

# 6" HOLE COVER

Adjusts to fit any diameter opening from 2" to 6". Locks into place, preventing displacement. ***Not intended to be used in areas exposed to vehicular traffic or heavy machinery.***



## OSHA Information

U.S. Department of Labor  
Occupational Safety & Health  
Administration

Guarding floor and wall openings and  
holes. - 1910.23

Subpart Title: Walking-Working Surfaces

Standard Number: 1910.23

## Installation:

1. Insert pan head screws through top of cover into barrel of flag as shown.
2. Tighten screw until flag is tight against inside of floor opening.

Covers should be checked daily before use and re-tightened if necessary.

PART #	
HC26	hole cover, 6 inch